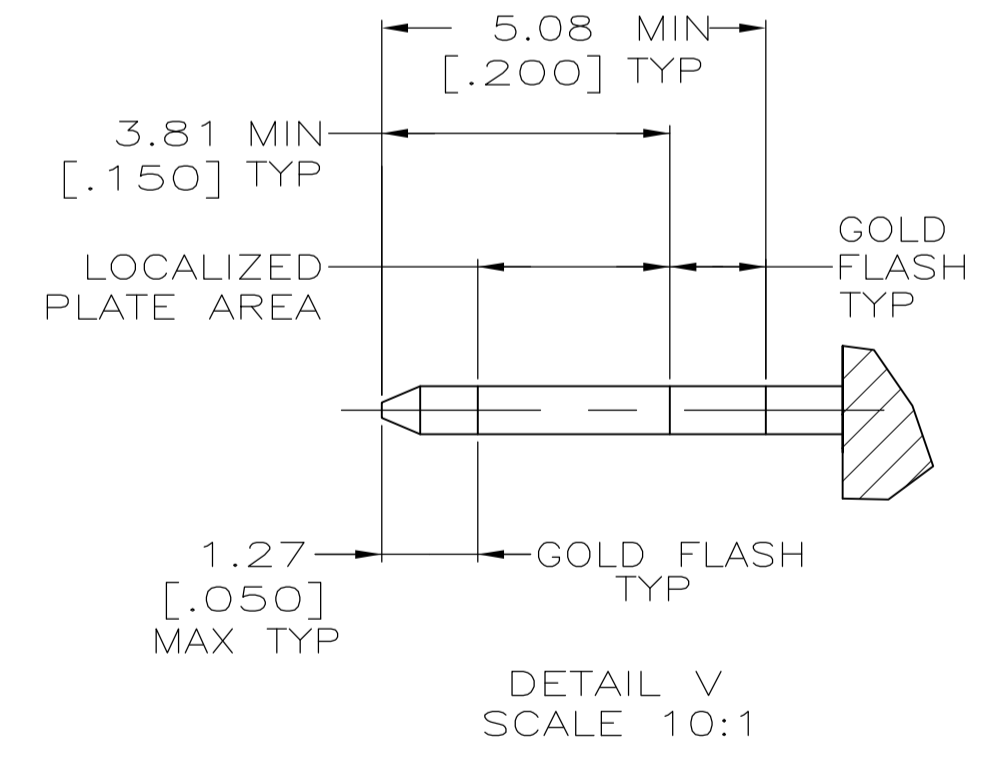
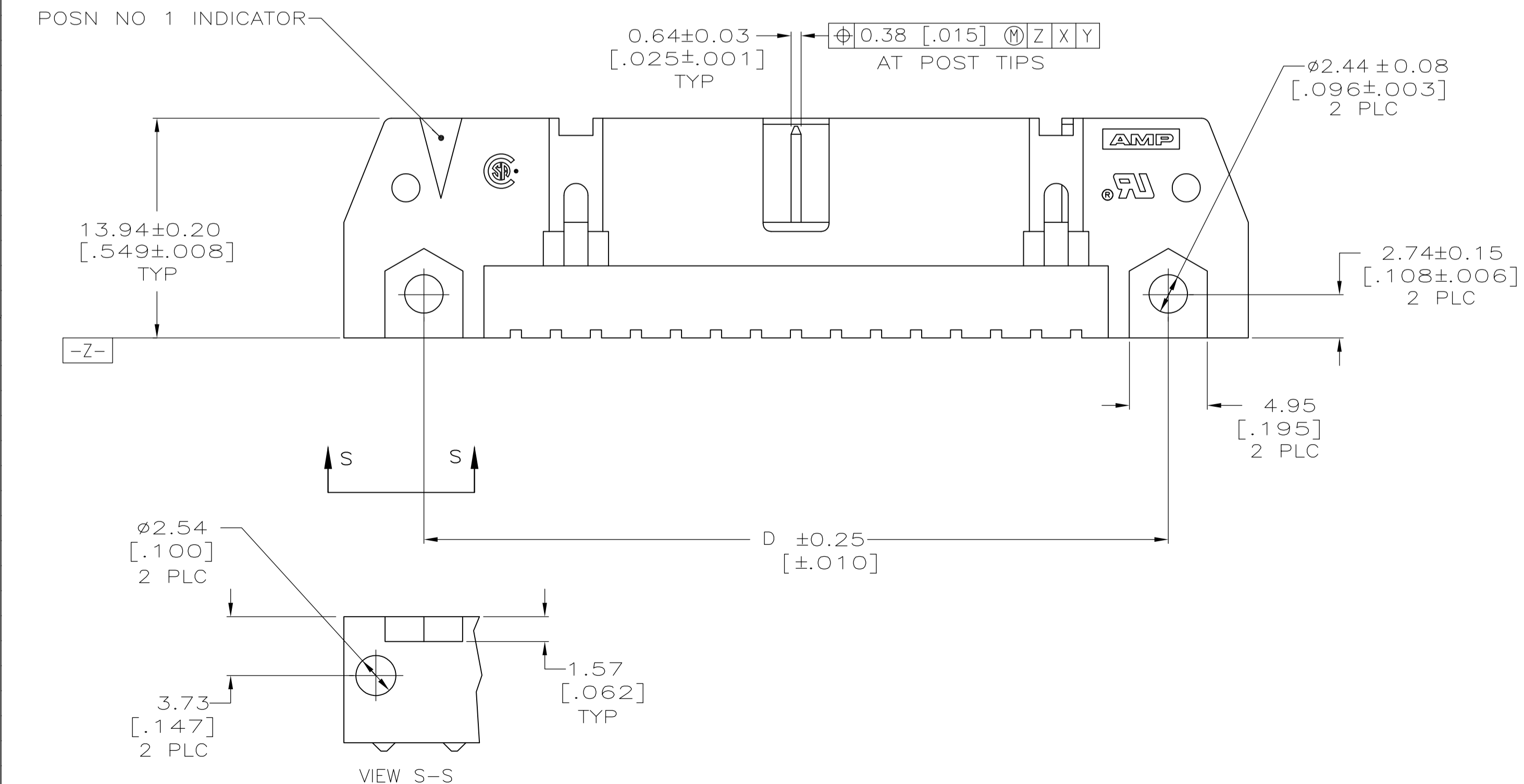
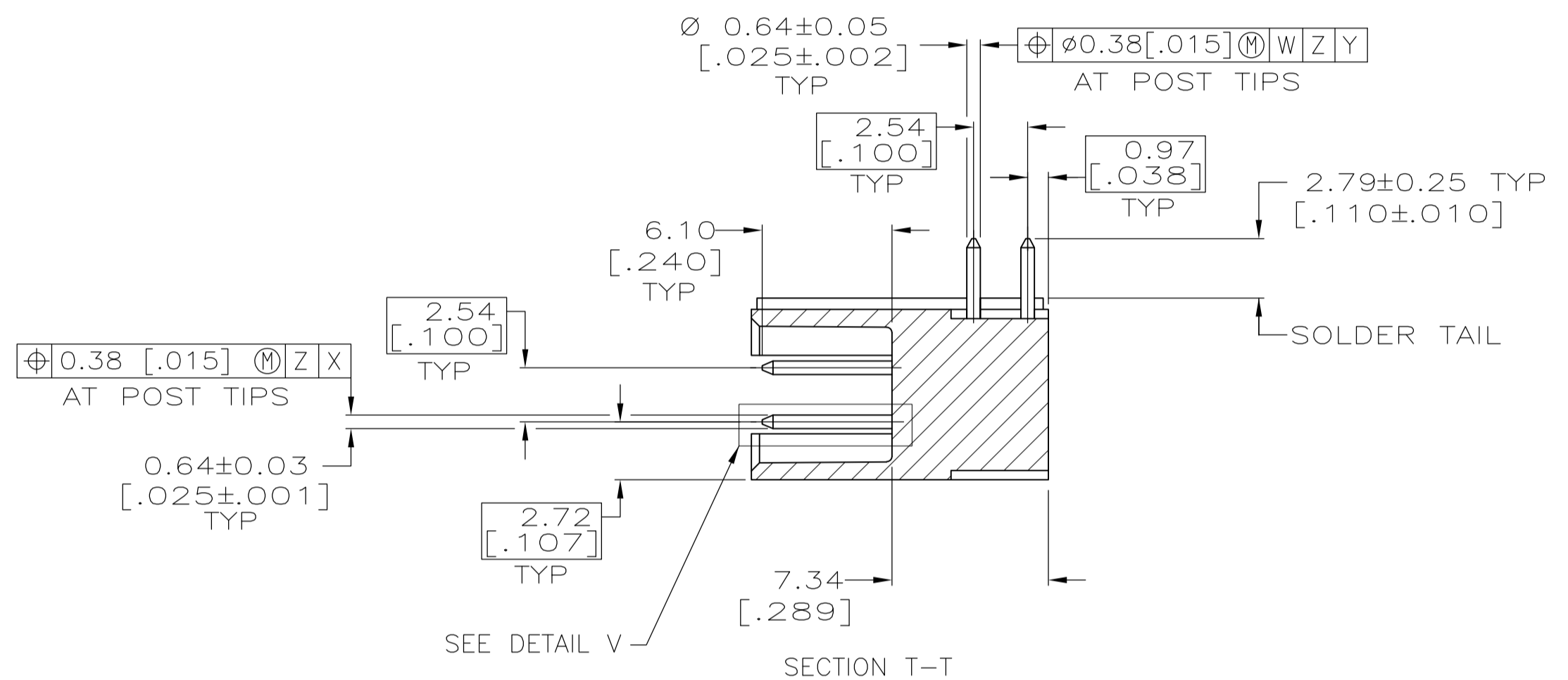
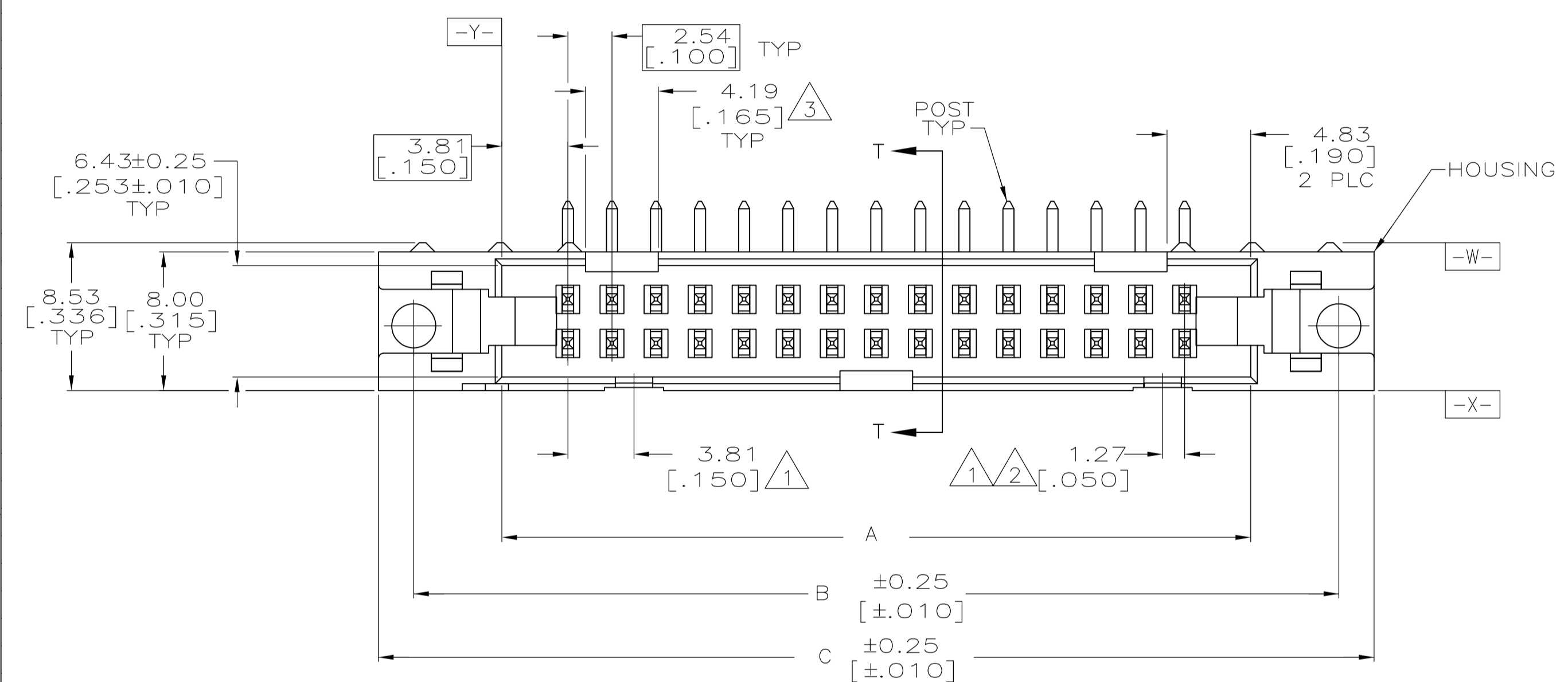


- 1. COORDINATE DIMENSION APPLIES FROM BASIC LOCATION.
- 2. 10 AND 14 POSITION SIZES CONTAIN ONLY ONE SLOT FOR SNAP-IN POLARIZER (MILITARY POLARIZATION) LOCATED AS SHOWN.
- 3. 10 POSITION SIZES CONTAIN ONLY ONE SLOT FOR DUAL POLARIZATION, LOCATED AS SHOWN.
- 4. RECOMMENDED PRINTED CIRCUIT BOARD THICKNESS IS 1.57 [0.062].
- 5. MATERIAL:
HOUSING: GLASS FILLED NYLON OR POLYESTER, 94V-0 RATED, BLACK.
POSTS: BRASS.
- 6. POSTS:
GOLD FLASH OVER PALLADIUM-NICKEL PLATE, 0.38μm [0.00015] MIN TOTAL ON THE LOCALIZED PLATE AREA,
2.54μm [0.00100] MIN TIN PLATE ON THE SOLDER-TAILS,
1.27μm [0.00050] MIN NICKEL UNDERPLATE ON THE ENTIRE POST.
OR
0.38μm [0.00015] MIN GOLD PLATE ON THE LOCALIZED PLATE AREA,
2.54μm [0.00100] MIN TIN PLATE ON THE SOLDER-TAIL,
1.27μm [0.00050] MIN NICKEL UNDERPLATE ON THE ENTIRE POST.
- 7. DATUMS -M- & -N- TO BE ESTABLISHED BY CUSTOMER.



78.74 [3.100]	90.42 [3.560]	90.42 [3.560]	100.58 [3.960]	96.52 [3.800]	86.36 [3.400]	64	1-5102159-2
73.66 [2.900]	85.34 [3.360]	85.34 [3.360]	95.50 [3.760]	91.44 [3.600]	81.28 [3.200]	60	1-5102159-1
60.96 [2.400]	72.64 [2.860]	72.64 [2.860]	82.80 [3.260]	78.74 [3.100]	68.58 [2.700]	50	1-5102159-0
48.26 [1.900]	59.94 [2.360]	59.94 [2.360]	70.10 [2.760]	66.04 [2.600]	55.88 [2.200]	40	5102159-9
40.64 [1.600]	52.32 [2.060]	52.32 [2.060]	62.48 [2.460]	58.42 [2.300]	48.26 [1.900]	34	5102159-8
35.56 [1.400]	47.24 [1.860]	47.24 [1.860]	57.40 [2.260]	53.34 [2.100]	43.18 [1.700]	30	5102159-7
30.48 [1.200]	42.16 [1.660]	42.16 [1.660]	52.32 [2.060]	48.26 [1.900]	38.10 [1.500]	26	5102159-6
27.94 [1.100]	39.62 [1.560]	39.62 [1.560]	49.78 [1.960]	45.72 [1.800]	35.56 [1.400]	24	5102159-5
22.86 [0.900]	34.54 [1.360]	34.54 [1.360]	44.70 [1.760]	40.64 [1.600]	30.48 [1.200]	20	5102159-4
17.78 [0.700]	29.46 [1.160]	29.46 [1.160]	39.62 [1.560]	35.56 [1.400]	25.40 [1.000]	16	5102159-3
15.24 [0.600]	26.92 [1.060]	26.92 [1.060]	37.08 [1.460]	33.02 [1.300]	22.86 [0.900]	14	5102159-2
10.16 [0.400]	21.84 [0.860]	21.84 [0.860]	32.00 [1.260]	27.94 [1.100]	17.78 [0.700]	10	5102159-1
F	E	D	C	B	A	NO OF POSN	PART NUMBER

THIS DRAWING IS A CONTROLLED DOCUMENT.

DIMENSIONS: mm (INCHES)

TOLERANCES UNLESS OTHERWISE SPECIFIED:

0 PLC	±	-
1 PLC	±	-
2 PLC	±	0.13[0.005]
3 PLC	±	-
4 PLC	±	-
ANGLES	±	-

MATERIAL: FINISH:

APPROVED: G. ATTADIA - 01-06-05, S. BOLASH - 01-06-05, M. WALMSLEY - 01-06-05

NAME: HEADER ASSY, UNIVERSAL, AMP-LATCH

PRODUCT SPEC: 108-40018

APPLICATION SPEC: -

SIZE: A1 CAGE CODE: 00779 DRAWING NO: 5102159

RESTRICTED CUSTOMER

SCALE: 4:1 SHEET: 1 OF 1 REV: D1